


Ellie After Textile Tulip Pattern



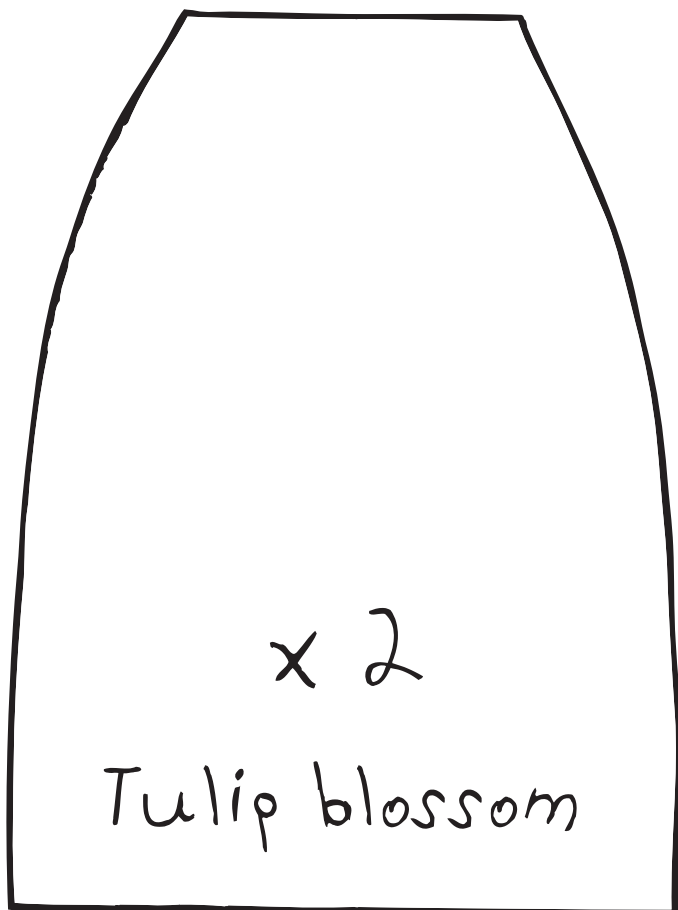
Important: All seam allowances
(approx 0.5 - 0.7 cm; 0.2" - 0.3")
are included in this pattern



1 inch test square,
please check after printing



1 cm test square,
please check after printing



← 17.5 cm (6.9") →